




District Health Assessment for Multiple District 403 through February 2025

| District Name | Status/ Number of Months in Status * | Clubs | | | | | | | Membership | | | | | | | Member Strength | | Cancellation | | Reports | | | Finance | Leadership | | | |
|---------------|---|--------------|---------------------|-------------|--|-----------|-----------------|------------------------|---------------------------------|-------------------------------------|-----------------------------|---------|----------|--|---|----------------------------|-------------------------------|--------------------------------------|----------------------------|-------------------------------------|------------------------------|----------------------|----------------------------------|----------------------------------|--------------------------------|----------------------------------|--------------------------------|
| | | Active Clubs | Clubs in Status Quo | Total Clubs | % Status Quo Clubs in Financial Suspension | New Clubs | Cancelled Clubs | YTD Net Club Gain/Loss | Current Members In Active Clubs | Current Members In Status Quo Clubs | Current Total Members Count | YTD Add | YTD Drop | YTD NetGrowth (includes Active and Status Quo) | YTD NetGrowth% (includes Active and Status Quo) | Member Count 12 Months Ago | Average Member Count Per Club | % of Clubs with less than 20 members | Average Cancelled Club Age | Members Lost Due to Cancelled Clubs | % of Clubs Reporting Service | % No MMR in 3 Months | % No Officer Report in 12 months | % of Clubs with balance 90+ days | Number of Zone Chairs Recorded | Number of Region Chairs Recorded | District Officers Vacancies ** |
| 403 A1 | | 86 | 0 | 86 | 0% | 8 | 0 | 8 | 1900 | 0 | 1900 | 301 | 165 | 136 | 7.71% | 0 | 22 | 42% | 0 | 0 | 91% | 60% | 0% | 15% | 14 | 4 | |
| 403 A2 | | 116 | 0 | 116 | 0% | 1 | 7 | -6 | 2477 | 0 | 2477 | 204 | 365 | -161 | -6.10% | 0 | 21 | 49% | 3 | 114 | 89% | 53% | 0% | 7% | 17 | 5 | |
| 403 A3 | | 75 | 1 | 76 | 0% | 5 | 0 | 5 | 1907 | 23 | 1930 | 200 | 147 | 53 | 2.82% | 0 | 25 | 29% | 0 | 0 | 99% | 51% | 3% | 9% | 17 | 8 | |
| 403 A4 | | 68 | 3 | 71 | 0% | 3 | 0 | 3 | 1730 | 49 | 1779 | 172 | 128 | 44 | 2.54% | 0 | 25 | 30% | 0 | 0 | 97% | 39% | 3% | 15% | 11 | 3 | |
| 403 B1 | | 77 | 5 | 82 | 60% | 1 | 9 | -8 | 1391 | 82 | 1473 | 152 | 332 | -180 | -10.89% | 0 | 18 | 57% | 7 | 131 | 80% | 52% | 7% | 37% | 19 | 8 | |
| | | 422 | 9 | 431 | 33% | 18 | 16 | 2 | 9405 | 154 | 9559 | 1029 | 1137 | -108 | -1.12% | 0 | 23 | 42% | 5 | 245 | 91% | 52% | 2% | 16% | 78 | 28 | |




District Health Assessment for Multiple District 404 through February 2025

|  | | Clubs | | | | | | | Membership | | | | | | | Member Strength | | Cancellation | | Reports | | | Finance | Leadership | | | |
|--|---|--------------|---------------------|-------------|--|-----------|-----------------|-------------------------|---------------------------------|-------------------------------------|-----------------------------|---------|----------|--|---|----------------------------|-------------------------------|--------------------------------------|----------------------------|-------------------------------------|------------------------------|----------------------|----------------------------------|----------------------------------|--------------------------------|----------------------------------|--------------------------------|
| District Name | Status/ Number of Months in Status * | Active Clubs | Clubs in Status Quo | Total Clubs | % Status Quo Clubs in Financial Suspension | New Clubs | Cancelled Clubs | YTD Net Club Gain/ Loss | Current Members In Active Clubs | Current Members In Status Quo Clubs | Current Total Members Count | YTD Add | YTD Drop | YTD NetGrowth (includes Active and Status Quo) | YTD NetGrowth% (includes Active and Status Quo) | Member Count 12 Months Ago | Average Member Count Per Club | % of Clubs with less than 20 members | Average Cancelled Club Age | Members Lost Due to Cancelled Clubs | % of Clubs Reporting Service | % No MMR in 3 Months | % No Officer Report in 12 months | % of Clubs with balance 90+ days | Number of Zone Chairs Recorded | Number of Region Chairs Recorded | District Officers Vacancies ** |
| 404 A2 | T(6) | 64 | 2 | 66 | 100% | 1 | 12 | -11 | 1648 | 40 | 1688 | 203 | 369 | -166 | -8.95% | 0 | 26 | 35% | 7 | 150 | 86% | 36% | 2% | 38% | 24 | 11 | |
| 404 A3 | | 53 | 1 | 54 | 100% | 0 | 0 | 0 | 1240 | 18 | 1258 | 145 | 141 | 4 | 0.32% | 0 | 23 | 41% | 0 | 0 | 87% | 33% | 2% | 20% | 16 | 8 | |
| 404 A4 | | 69 | 1 | 70 | 100% | 2 | 2 | 0 | 1382 | 13 | 1395 | 155 | 175 | -20 | -1.41% | 0 | 20 | 47% | 4 | 24 | 97% | 29% | 6% | 37% | 23 | 11 | |
| 404 B2 | | 95 | 0 | 95 | 0% | 8 | 0 | 8 | 2261 | 0 | 2261 | 534 | 228 | 306 | 15.65% | 0 | 24 | 39% | 0 | 0 | 72% | 32% | 4% | 35% | 25 | 11 | |
| 404 B3 | | 69 | 0 | 69 | 0% | 4 | 1 | 3 | 1662 | 0 | 1662 | 303 | 172 | 131 | 8.56% | 0 | 24 | 32% | 2 | 23 | 97% | 32% | 6% | 28% | 20 | 10 | |
| 404 B4 | | 61 | 1 | 62 | 100% | 2 | 0 | 2 | 1531 | 10 | 1541 | 321 | 219 | 102 | 7.09% | 0 | 25 | 35% | 0 | 0 | 74% | 39% | 2% | 27% | 22 | 10 | |
| | | 411 | 5 | 416 | 100% | 17 | 15 | 2 | 9724 | 81 | 9805 | 1661 | 1304 | 357 | 3.78% | 0 | 24 | 38% | 6 | 197 | 85% | 33% | 4% | 31% | 130 | 61 | |




District Health Assessment for Multiple District 410 through February 2025

|  Status/ District Name of Months in Status * | | Clubs | | | | | | | Membership | | | | | | | Member Strength | | Cancellation | | Reports | | | Finance | | Leadership | | |
|---|-------|-----------------|------------------------------|----------------|--|--------------|--------------------|-------------------------------------|--|---|--------------------------------------|------------|-------------|--|---|-------------------------------------|--|--|-------------------------------------|---|---------------------------------------|-------------------------------|---|---|--|--|---|
| | | Active Clubs | Clubs in Status Quo | Total Clubs | % Status Quo Clubs in Financial Suspension | New Clubs | Cancelled Clubs | YTD Net Club Gain/ Loss | Current Members In Active Clubs | Current Members In Status Quo Clubs | Current Total Members Count | YTD Add | YTD Drop | YTD NetGrowth (includes Active and Status Quo) | YTD NetGrowth% (includes Active and Status Quo) | Member Count 12 Months Ago | Average Member Count Per Club | % of Clubs with less than 20 members | Average Cancelled Club Age | Members Lost Due to Cancelled Clubs | % of Clubs Reporting Service | % No MMR in 3 Months | % No Officer Report in 12 months | % of Clubs with balance 90+ days | Number of Zone Chairs Recorded | Number of Region Chairs Recorded | District Officers Vacancies ** |
| 410 E | T(24) | 60 | 0 | 60 | 0% | 1 | 2 | -1 | 877 | 0 | 877 | 124 | 72 | 52 | 6.30% | 0 | 15 | 77% | 14 | 1 | 87% | 42% | 2% | 0% | 11 | 5 | |
| 410 W | T(24) | 55 | 0 | 55 | 0% | 0 | 1 | -1 | 836 | 0 | 836 | 88 | 112 | -24 | -2.79% | 0 | 15 | 76% | 26 | 11 | 95% | 40% | 0% | 7% | 18 | 8 | |
| | | 115 | 0 | 115 | 0% | 1 | 3 | -2 | 1713 | 0 | 1713 | 212 | 184 | 28 | 1.66% | 0 | 15 | 77% | 18 | 12 | 90% | 41% | 1% | 3% | 29 | 13 | |




District Health Assessment for Multiple District 411 through February 2025

|  District Name | | Clubs | | | | | | | Membership | | | | | | | Member Strength | | Cancellation | | Reports | | | Finance | Leadership | | | | |
|--|--|---|-----------------|------------------------------|----------------|--|--------------|--------------------|-------------------------------------|--|---|--------------------------------------|------------|-------------|--|---|-------------------------------------|--|--|-------------------------------------|---|---------------------------------------|-------------------------------|---|---|--|--|---|
| | | Status/ Number of Months in Status * | Active Clubs | Clubs in Status Quo | Total Clubs | % Status Quo Clubs in Financial Suspension | New Clubs | Cancelled Clubs | YTD Net Club Gain/ Loss | Current Members In Active Clubs | Current Members In Status Quo Clubs | Current Total Members Count | YTD Add | YTD Drop | YTD NetGrowth (includes Active and Status Quo) | YTD NetGrowth% (includes Active and Status Quo) | Member Count 12 Months Ago | Average Member Count Per Club | % of Clubs with less than 20 members | Average Cancelled Club Age | Members Lost Due to Cancelled Clubs | % of Clubs Reporting Service | % No MMR in 3 Months | % No Officer Report in 12 months | % of Clubs with balance 90+ days | Number of Zone Chairs Recorded | Number of Region Chairs Recorded | District Officers Vacancies ** |
| 411 A | | | 61 | 1 | 62 | 100% | 6 | 6 | 0 | 1742 | 6 | 1748 | 380 | 303 | 77 | 4.61% | 0 | 29 | 31% | 19 | 174 | 84% | 52% | 0% | 23% | 13 | 0 | |
| 411 B | | | 59 | 0 | 59 | 0% | 6 | 2 | 4 | 2216 | 0 | 2216 | 505 | 249 | 256 | 13.06% | 0 | 38 | 24% | 10 | 47 | 88% | 36% | 0% | 17% | 16 | 4 | |
| 411 C | | P | 20 | 0 | 20 | 0% | 0 | 3 | -3 | 510 | 0 | 510 | 90 | 91 | -1 | -0.20% | 0 | 26 | 25% | 28 | 29 | 90% | 40% | 0% | 5% | 6 | 0 | |
| | | | 140 | 1 | 141 | 100% | 12 | 11 | 1 | 4468 | 6 | 4474 | 975 | 643 | 332 | 8.02% | 0 | 32 | 27% | 20 | 250 | 87% | 43% | 0% | 18% | 35 | 4 | |




District Health Assessment for Multiple District 412 through February 2025

|  | | Clubs | | | | | | | Membership | | | | | | | Member Strength | | Cancellation | | Reports | | | Finance | Leadership | | | |
|--|---|--------------|---------------------|-------------|---|-----------|-----------------|------------------------|---------------------------------|-------------------------------------|-----------------------------|---------|----------|--|---|----------------------------|-------------------------------|--------------------------------------|----------------------------|-------------------------------------|------------------------------|----------------------|----------------------------------|----------------------------------|--------------------------------|----------------------------------|--------------------------------|
| District Name | Status/ Number of Months in Status * | Active Clubs | Clubs in Status Quo | Total Clubs | % Status Quo Clubs in Financial Suspension | New Clubs | Cancelled Clubs | YTD Net Club Gain/Loss | Current Members In Active Clubs | Current Members In Status Quo Clubs | Current Total Members Count | YTD Add | YTD Drop | YTD NetGrowth (includes Active and Status Quo) | YTD NetGrowth% (includes Active and Status Quo) | Member Count 12 Months Ago | Average Member Count Per Club | % of Clubs with less than 20 members | Average Cancelled Club Age | Members Lost Due to Cancelled Clubs | % of Clubs Reporting Service | % No MMR in 3 Months | % No Officer Report in 12 months | % of Clubs with balance 90+ days | Number of Zone Chairs Recorded | Number of Region Chairs Recorded | District Officers Vacancies ** |
| 412 A | T(21) | 55 | 0 | 55 | 0% | 2 | 3 | -1 | 937 | 0 | 937 | 134 | 167 | -33 | -3.40% | 0 | 17 | 47% | 24 | 51 | 58% | 62% | 15% | 16% | 13 | 3 | |
| 412 B | T(24) | 27 | 0 | 27 | 0% | 0 | 0 | 0 | 578 | 0 | 578 | 65 | 35 | 30 | 5.47% | 0 | 21 | 48% | 0 | 0 | 33% | 52% | 11% | 7% | 0 | 0 | |
| | | 82 | 0 | 82 | 0% | 2 | 3 | -1 | 1515 | 0 | 1515 | 199 | 202 | -3 | -0.20% | 0 | 18 | 48% | 24 | 51 | 50% | 59% | 13% | 13% | 13 | 3 | |




District Health Assessment for District 352 through February 2025

|  | | Clubs | | | | | | | Membership | | | | | | | Member Strength | | Cancellation | | Reports | | | Finance | Leadership | | | |
|--|---|--------------|------------------------------|-------------|---|-----------|-----------------|-------------------------------------|--|---|--------------------------------------|------------|-------------|--|---|-------------------------------------|--|--|-------------------------------------|---|---------------------------------------|-------------------------------|---|---|--|--|---|
| District Name | Status/ Number of Months in Status * | Active Clubs | Clubs in Status Quo | Total Clubs | % Status Quo in Financial Suspension | New Clubs | Cancelled Clubs | YTD Net Club Gain/ Loss | Current Members In Active Clubs | Current Members In Status Quo Clubs | Current Total Members Count | YTD Add | YTD Drop | YTD NetGrowth (includes Active and Status Quo) | YTD NetGrowth% (includes Active and Status Quo) | Member Count 12 Months Ago | Average Member Count Per Club | % of Clubs with less than 20 members | Average Cancelled Club Age | Members Lost Due to Cancelled Clubs | % of Clubs Reporting Service | % No MMR in 3 Months | % No Officer Report in 12 months | % of Clubs with balance 90+ days | Number of Zone Chairs Recorded | Number of Region Chairs Recorded | District Officers Vacancies ** |
| 352 | T(24) | 53 | 1 | 54 | 100% | 4 | 4 | 0 | 993 | 20 | 1013 | 196 | 196 | 0 | 0.00% | 0 | 19 | 54% | 3 | 67 | 37% | 30% | 2% | 7% | 17 | 3 | |
| | | 53 | 1 | 54 | 100% | 4 | 4 | 0 | 993 | 20 | 1013 | 196 | 196 | 0 | 0.00% | 0 | 19 | 54% | 3 | 67 | 37% | 30% | 2% | 7% | 17 | 3 | |



District Health Assessment for District 409 through February 2025

|  | | Clubs | | | | | | | Membership | | | | | | | Member Strength | | Cancellation | | Reports | | | Finance | Leadership | | | |
|--|---|--------------|------------------------------|-------------|---|-----------|-----------------|-------------------------------|------------------------------------|--|-----------------------------------|---------|----------|---|--|----------------------------------|-------------------------------------|---|----------------------------------|--|------------------------------------|-------------------------------|---|---|--|--|---|
| District Name | Status/ Number of Months in Status * | Active Clubs | Clubs in Status Quo | Total Clubs | % Status Quo in Financial Suspension | New Clubs | Cancelled Clubs | YTD Net Club Gain/ Loss | Current Members In Active Clubs | Current Members In Status Quo Clubs | Current Total Members Count | YTD Add | YTD Drop | YTD NetGrowth (includes Active and Status Quo) | YTD NetGrowth% (includes Active and Status Quo) | Member Count 12 Months Ago | Average Member Count Per Club | % of Clubs with less than 20 members | Average Cancelled Club Age | Members Lost Due to Cancelled Clubs | % of Clubs Reporting Service | % No MMR in 3 Months | % No Officer Report in 12 months | % of Clubs with balance 90+ days | Number of Zone Chairs Recorded | Number of Region Chairs Recorded | District Officers Vacancies ** |
| 409 | T(24) | 29 | 0 | 29 | 0% | 0 | 0 | 0 | 587 | 0 | 587 | 35 | 30 | 5 | 0.86% | 0 | 20 | 55% | 0 | 0 | 38% | 59% | 10% | 14% | 6 | 1 | GST |
| | | 29 | 0 | 29 | 0% | 0 | 0 | 0 | 587 | 0 | 587 | 35 | 30 | 5 | 0.86% | 0 | 20 | 55% | 0 | 0 | 38% | 59% | 10% | 14% | 6 | 1 | |




District Health Assessment for District 413 through February 2025

| District Name | Status/ Number of Months in Status * | Clubs | | | | | | | Membership | | | | | | | Member Strength | | Cancellation | | Reports | | | Finance | Leadership | | | |
|---------------|---|--------------|---------------------|-------------|---|-----------|-----------------|------------------------|---------------------------------|-------------------------------------|-----------------------------|---------|----------|--|---|----------------------------|-------------------------------|--------------------------------------|----------------------------|-------------------------------------|------------------------------|----------------------|----------------------------------|----------------------------------|--------------------------------|----------------------------------|--------------------------------|
| | | Active Clubs | Clubs in Status Quo | Total Clubs | % Status Quo in Financial Suspension | New Clubs | Cancelled Clubs | YTD Net Club Gain/Loss | Current Members In Active Clubs | Current Members In Status Quo Clubs | Current Total Members Count | YTD Add | YTD Drop | YTD NetGrowth (includes Active and Status Quo) | YTD NetGrowth% (includes Active and Status Quo) | Member Count 12 Months Ago | Average Member Count Per Club | % of Clubs with less than 20 members | Average Cancelled Club Age | Members Lost Due to Cancelled Clubs | % of Clubs Reporting Service | % No MMR in 3 Months | % No Officer Report in 12 months | % of Clubs with balance 90+ days | Number of Zone Chairs Recorded | Number of Region Chairs Recorded | District Officers Vacancies ** |
| 413 | | 48 | 0 | 48 | 0% | 1 | 1 | 0 | 1381 | 0 | 1381 | 187 | 151 | 36 | 2.68% | 0 | 29 | 27% | 8 | 15 | 58% | 46% | 2% | 27% | 12 | 5 | |
| | | 48 | 0 | 48 | 0% | 1 | 1 | 0 | 1381 | 0 | 1381 | 187 | 151 | 36 | 2.68% | 0 | 29 | 27% | 8 | 15 | 58% | 46% | 2% | 27% | 12 | 5 | |




District Health Assessment for District 414 through February 2025

|  | | Clubs | | | | | | | Membership | | | | | | | Member Strength | | Cancellation | | Reports | | | Finance | Leadership | | | |
|--|---|--------------|------------------------------|-------------|---|-----------|-----------------|-------------------------------------|--|---|--------------------------------------|------------|-------------|--|---|-------------------------------------|--|--|-------------------------------------|---|---------------------------------------|-------------------------------|---|---|--|--|---|
| District Name | Status/ Number of Months in Status * | Active Clubs | Clubs in Status Quo | Total Clubs | % Status Quo in Financial Suspension | New Clubs | Cancelled Clubs | YTD Net Club Gain/ Loss | Current Members In Active Clubs | Current Members In Status Quo Clubs | Current Total Members Count | YTD Add | YTD Drop | YTD NetGrowth (includes Active and Status Quo) | YTD NetGrowth% (includes Active and Status Quo) | Member Count 12 Months Ago | Average Member Count Per Club | % of Clubs with less than 20 members | Average Cancelled Club Age | Members Lost Due to Cancelled Clubs | % of Clubs Reporting Service | % No MMR in 3 Months | % No Officer Report in 12 months | % of Clubs with balance 90+ days | Number of Zone Chairs Recorded | Number of Region Chairs Recorded | District Officers Vacancies ** |
| 414 | P | 44 | 0 | 44 | 0% | 2 | 5 | -3 | 915 | 0 | 915 | 171 | 361 | -190 | -17.19% | 0 | 21 | 59% | 14 | 64 | 45% | 50% | 5% | 23% | 7 | 3 | |
| | | 44 | 0 | 44 | 0% | 2 | 5 | -3 | 915 | 0 | 915 | 171 | 361 | -190 | -17.19% | 0 | 21 | 59% | 14 | 64 | 45% | 50% | 5% | 23% | 7 | 3 | |




District Health Assessment for District 415 through February 2025

|  | | Clubs | | | | | | | Membership | | | | | | | Member Strength | | Cancellation | | Reports | | | Finance | Leadership | | | |
|--|---|--------------|---------------------|-------------|--------------------------------------|-----------|-----------------|------------------------|---------------------------------|-------------------------------------|-----------------------------|---------|----------|--|---|----------------------------|-------------------------------|--------------------------------------|----------------------------|-------------------------------------|------------------------------|----------------------|----------------------------------|----------------------------------|--------------------------------|----------------------------------|--------------------------------|
| District Name | Status/ Number of Months in Status * | Active Clubs | Clubs in Status Quo | Total Clubs | % Status Quo in Financial Suspension | New Clubs | Cancelled Clubs | YTD Net Club Gain/Loss | Current Members In Active Clubs | Current Members In Status Quo Clubs | Current Total Members Count | YTD Add | YTD Drop | YTD NetGrowth (includes Active and Status Quo) | YTD NetGrowth% (includes Active and Status Quo) | Member Count 12 Months Ago | Average Member Count Per Club | % of Clubs with less than 20 members | Average Cancelled Club Age | Members Lost Due to Cancelled Clubs | % of Clubs Reporting Service | % No MMR in 3 Months | % No Officer Report in 12 months | % of Clubs with balance 90+ days | Number of Zone Chairs Recorded | Number of Region Chairs Recorded | District Officers Vacancies ** |
| 415 | P | 27 | 0 | 27 | 0% | 0 | 0 | 0 | 412 | 0 | 412 | 32 | 84 | -52 | -11.21% | 0 | 15 | 70% | 0 | 0 | 44% | 44% | 11% | 15% | 7 | 1 | |
| | | 27 | 0 | 27 | 0% | 0 | 0 | 0 | 412 | 0 | 412 | 32 | 84 | -52 | -11.21% | 0 | 15 | 70% | 0 | 0 | 44% | 44% | 11% | 15% | 7 | 1 | |




District Health Assessment for District 416 through February 2025

|  | | Clubs | | | | | | | Membership | | | | | | | Member Strength | | Cancellation | | Reports | | | Finance | Leadership | | | |
|--|---|--------------|------------------------------|-------------|--|-----------|-----------------|-------------------------------------|--|---|--------------------------------------|------------|-------------|--|---|-------------------------------------|--|--|-------------------------------------|---|---------------------------------------|-------------------------------|---|---|--|--|---|
| District Name | Status/ Number of Months in Status * | Active Clubs | Clubs in Status Quo | Total Clubs | % Status Quo Clubs in Financial Suspension | New Clubs | Cancelled Clubs | YTD Net Club Gain/ Loss | Current Members In Active Clubs | Current Members In Status Quo Clubs | Current Total Members Count | YTD Add | YTD Drop | YTD NetGrowth (includes Active and Status Quo) | YTD NetGrowth% (includes Active and Status Quo) | Member Count 12 Months Ago | Average Member Count Per Club | % of Clubs with less than 20 members | Average Cancelled Club Age | Members Lost Due to Cancelled Clubs | % of Clubs Reporting Service | % No MMR in 3 Months | % No Officer Report in 12 months | % of Clubs with balance 90+ days | Number of Zone Chairs Recorded | Number of Region Chairs Recorded | District Officers Vacancies ** |
| | | | | | | | | | | | | | | | | | | | | | | | | | | | |
| 416 | | 61 | 0 | 61 | 0% | 2 | 1 | 1 | 1590 | 0 | 1590 | 621 | 515 | 106 | 7.14% | 0 | 26 | 39% | 3 | 22 | 33% | 44% | 10% | 18% | 20 | 7 | |
| | | 61 | 0 | 61 | 0% | 2 | 1 | 1 | 1590 | 0 | 1590 | 621 | 515 | 106 | 7.14% | 0 | 26 | 39% | 3 | 22 | 33% | 44% | 10% | 18% | 20 | 7 | |




District Health Assessment for District 417 through February 2025

|  | | Clubs | | | | | | | Membership | | | | | | | Member Strength | | Cancellation | | Reports | | | Finance | Leadership | | | |
|--|---|--------------|------------------------------|-------------|--|-----------|-----------------|-------------------------------------|--|---|--------------------------------------|------------|-------------|--|---|-------------------------------------|--|--|-------------------------------------|---|---------------------------------------|-------------------------------|---|---|--|--|---|
| District Name | Status/ Number of Months in Status * | Active Clubs | Clubs in Status Quo | Total Clubs | % Status Quo Clubs in Financial Suspension | New Clubs | Cancelled Clubs | YTD Net Club Gain/ Loss | Current Members In Active Clubs | Current Members In Status Quo Clubs | Current Total Members Count | YTD Add | YTD Drop | YTD NetGrowth (includes Active and Status Quo) | YTD NetGrowth% (includes Active and Status Quo) | Member Count 12 Months Ago | Average Member Count Per Club | % of Clubs with less than 20 members | Average Cancelled Club Age | Members Lost Due to Cancelled Clubs | % of Clubs Reporting Service | % No MMR in 3 Months | % No Officer Report in 12 months | % of Clubs with balance 90+ days | Number of Zone Chairs Recorded | Number of Region Chairs Recorded | District Officers Vacancies ** |
| | | | | | | | | | | | | | | | | | | | | | | | | | | | |
| 417 | | 82 | 0 | 82 | 0% | 4 | 0 | 4 | 1716 | 0 | 1716 | 254 | 196 | 58 | 3.50% | 0 | 21 | 46% | 0 | 0 | 91% | 28% | 0% | 9% | 14 | 5 | |
| | | 82 | 0 | 82 | 0% | 4 | 0 | 4 | 1716 | 0 | 1716 | 254 | 196 | 58 | 3.50% | 0 | 21 | 46% | 0 | 0 | 91% | 28% | 0% | 9% | 14 | 5 | |



District Health Assessment for District 418 through February 2025

|  | | Clubs | | | | | | | Membership | | | | | | | Member Strength | | Cancellation | | Reports | | | Finance | Leadership | | | |
|--|---|--------------|------------------------------|-------------|---|-----------|-----------------|-------------------------------------|--|---|--------------------------------------|------------|-------------|--|---|-------------------------------------|--|--|-------------------------------------|---|---------------------------------------|-------------------------------|---|---|--|--|---|
| District Name | Status/ Number of Months in Status * | Active Clubs | Clubs in Status Quo | Total Clubs | % Status Quo in Financial Suspension | New Clubs | Cancelled Clubs | YTD Net Club Gain/ Loss | Current Members In Active Clubs | Current Members In Status Quo Clubs | Current Total Members Count | YTD Add | YTD Drop | YTD NetGrowth (includes Active and Status Quo) | YTD NetGrowth% (includes Active and Status Quo) | Member Count 12 Months Ago | Average Member Count Per Club | % of Clubs with less than 20 members | Average Cancelled Club Age | Members Lost Due to Cancelled Clubs | % of Clubs Reporting Service | % No MMR in 3 Months | % No Officer Report in 12 months | % of Clubs with balance 90+ days | Number of Zone Chairs Recorded | Number of Region Chairs Recorded | District Officers Vacancies ** |
| 418 | P | 49 | 0 | 49 | 0% | 2 | 0 | 2 | 1280 | 0 | 1280 | 144 | 155 | -11 | -0.85% | 0 | 26 | 41% | 0 | 0 | 98% | 22% | 0% | 8% | 13 | 2 | |
| | | 49 | 0 | 49 | 0% | 2 | 0 | 2 | 1280 | 0 | 1280 | 144 | 155 | -11 | -0.85% | 0 | 26 | 41% | 0 | 0 | 98% | 22% | 0% | 8% | 13 | 2 | |



District Health Assessment for Ident 5947 - SOMALIA - UND through February 2025

| Status/ District Name of Months in Status * | | Clubs | | | | | | | Membership | | | | | | | Member Strength | | Cancellation | | Reports | | | Finance | Leadership | | | |
|--|--|-----------------|------------------------------|----------------|--|--------------|--------------------|-------------------------------------|--|---|--------------------------------------|------------|-------------|--|---|-------------------------------------|--|--|-------------------------------------|---|---------------------------------------|-------------------------------|---|---|--|--|---|
| | | Active Clubs | Clubs in Status Quo | Total Clubs | % Status Quo Clubs in Financial Suspension | New Clubs | Cancelled Clubs | YTD Net Club Gain/ Loss | Current Members In Active Clubs | Current Members In Status Quo Clubs | Current Total Members Count | YTD Add | YTD Drop | YTD NetGrowth (includes Active and Status Quo) | YTD NetGrowth% (includes Active and Status Quo) | Member Count 12 Months Ago | Average Member Count Per Club | % of Clubs with less than 20 members | Average Cancelled Club Age | Members Lost Due to Cancelled Clubs | % of Clubs Reporting Service | % No MMR in 3 Months | % No Officer Report in 12 months | % of Clubs with balance 90+ days | Number of Zone Chairs Recorded | Number of Region Chairs Recorded | District Officers Vacancies ** |
| Ident 5947 - SOMALIA | | 3 | 0 | 3 | 0% | 0 | 0 | 0 | 54 | 0 | 54 | 1 | 0 | 1 | 1.89% | 0 | 18 | 67% | 0 | 0 | 0% | 67% | 0% | 0% | 0 | 0 | |
| | | 3 | 0 | 3 | 0% | 0 | 0 | 0 | 54 | 0 | 54 | 1 | 0 | 1 | 1.89% | 0 | 18 | 67% | 0 | 0 | 0% | 67% | 0% | 0% | 0 | 0 | |

* - District Status: P - Provisional, T - Transitional.
** - District Officers Vacancies: DG - District Governor, 1st VDG - First Vice District Governor, 2nd VDG - Second Vice District Governor.